


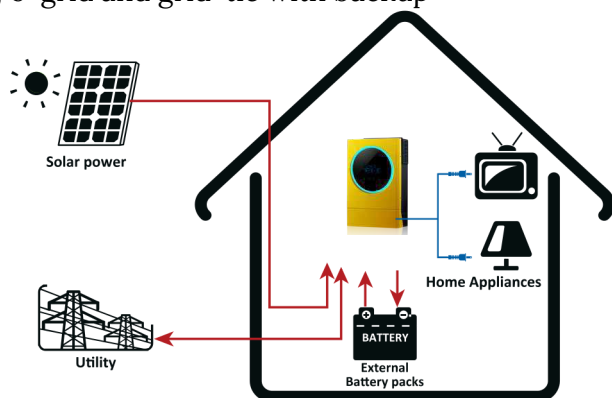

SERENUM



## InfiniSolar V 4 TWIN

On-grid inverter with energy storage

- ✓ Maximum PV input current 27A
- ✓ Dual outputs for smart load management
- ✓ Touchable button with 4.3" coloured LCD 2 Outputs Wi-Fi RGB LIGHTS
- ✓ Built-in WiFi for mobile monitoring (APP is available)
- ✓ Programmable supply priority for PV, Battery or Grid
- ✓ User-adjustable charging current and voltage
- ✓ Programmable multiple operation modes: Grid-tie, o-grid and grid-tie with backup
- ✓ Reserved communication port for BMS
- ✓ Parallel operation up to 9 units



 [support@serenum.co.uk](mailto:support@serenum.co.uk)

 [www.serenum.co.uk](http://www.serenum.co.uk)

## InfiniSolar V 4 TWIN Hybrid Inverter Specification

<b>MODEL</b>	<b>InoniSolar V 4 TWIN 6kw</b>
<b>PHASE</b>	1-phase in / 1-phase out
<b>MAXIMUM PV INPUT POWER</b>	7000W
<b>RATED OUTPUT POWER</b>	6000W
<b>MAXIMUM CHARGING POWER</b>	6000W
<b>GRID-TIE OPERATION</b>	
<b>PV INPUT (DC)</b>	
Nominal DC Voltage / Maximum DC Voltage	360 VDC / 500 VDC
Start-up Voltage / Initial Feeding Voltage	120VDC / 150 VDC
MPP Voltage Range	120 VDC ~ 430 VDC
Number of MPP Trackers / Maximum Input Current	1 / 27A
<b>GRID OUTPUT (AC)</b>	
Nominal Output Voltage	220/230/240 VAC
Output Voltage Range	184 - 264.5 VAC or 195.5 - 253 VAC (Selectable)
Nominal Output Current	26A
Power Factor	> 0.99
<b>EFFICIENCY</b>	
Maximum Conversion Efficiency (DC/AC)	96%
<b>OFF-GRID OPERATION</b>	
<b>AC INPUT</b>	
AC Start-up Voltage / Auto Restart Voltage	120 - 140 VAC / 180 VAC
Acceptable Input Voltage Range	90 - 280 VAC or 170 - 280 VAC
Maximum AC Input Current	40 A
<b>PV INPUT (DC)</b>	
Maximum DC Voltage	500 VDC
MPP Voltage Range	120 VDC ~ 430 VDC
Number of MPP Trackers / Maximum Input Current	1 / 27 A
<b>PV INPUT (DC)</b>	
<b>BATTERY MODE OUTPUT (AC)</b>	
Nominal Output Voltage	220/230/240 VAC
Output Waveform	Pure sinewave
Efficiency (DC to AC)	93%
<b>HYBRID OPERATION</b>	
<b>PV INPUT (DC)</b>	
Nominal DC Voltage / Maximum DC Voltage	360 VDC / 500 VDC
Start-up Voltage / Initial Feeding Voltage	120VDC / 150 VDC
MPP Voltage Range	120 VDC ~ 430 VDC
Number of MPP Trackers / Maximum Input Current	1 / 27A
<b>GRID OUTPUT (AC)</b>	
Nominal Output Voltage	220/230/240 VAC
Output Voltage Range	184 - 264.5 VAC or 195.5 - 253 VAC (Selectable)
Nominal Output Current	26A
<b>AC INPUT</b>	
AC Start-up Voltage / Auto Restart Voltage	120 - 140 VAC / 180 VAC
Acceptable Input Voltage Range	90 - 280 VAC or 170 - 280 VAC
Maximum AC Input Current	40A
<b>BATTERY MODE OUTPUT (AC)</b>	
Nominal Output Voltage	220/230/240 VAC
Efficiency (DC to AC)	93%
<b>BATTERY &amp; CHARGER</b>	
Nominal DC Voltage	48 VDC
Maximum Solar Charging Current	120A
Maximum AC Charging Current	120A
Maximum Charging Current	120A
<b>BATTERY &amp; CHARGER</b>	
<b>PHYSICAL</b>	
Dimension, D x W x H (mm)	140 x 295 x 468
Net Weight (kgs)	12
<b>INTERFACE</b>	
Parallel Function	Yes, 9 units
Communication Port	USB/RS232/RS485/Wio/Dry-contact
<b>ENVIRONMENT</b>	
Humidity	0 ~ 90% RH (Non-condensing)
Operating Temperature	-10 to 50°C

Product specifications are subject to change without further notice